

La parola ai numeri

Gennaio 2025

Mercati Azionari	Valore	Δ% 3M
S&P 500 INDEX	6016.32	2.77%
NASDAQ COMPOSITE	19659.12	6.04%
DOW JONES INDUS. AVG	43785.40	1.99%
Euro Stoxx 50 Pr	5155.94	4.35%
FTSE 100 INDEX	8538.79	2.65%
CAC 40 INDEX	7761.36	2.99%
DAX INDEX	20986.91	7.84%
IBEX 35 INDEX	11910.80	0.59%
FTSE MIB INDEX	35987.89	2.95%
SWISS MARKET INDEX	12078.15	-1.50%
NIKKEI 225	39027.98	1.60%
HANG SENG INDEX	20106.55	-1.91%
CSI 300 INDEX	3832.62	-3.16%
BRAZIL IBOVESPA INDEX	122832.57	-5.78%
S&P/BMV IPC	50611.66	-4.17%

Exchange Rates	Valore	Δ% 3M
EUR-USD	1.0396	-3.87%
EUR-GBP	0.8454	1.48%
EUR-CHF	0.9442	0.79%
EUR-BRL	6.2671	1.72%
EUR-RUB	103,5800	-0.93%
EUR-HKD	8.0936	-3.87%
EUR-JPY	161.6800	-0.90%
EUR-NOK	11.7952	-0.42%
EUR-CAD	1.4959	0.00%
EUR-CNY	7.5630	-1.80%

Futures	Valore	Δ% 3M
BUND	131.81	-0.77%
T BOND	113.63	-4.09%

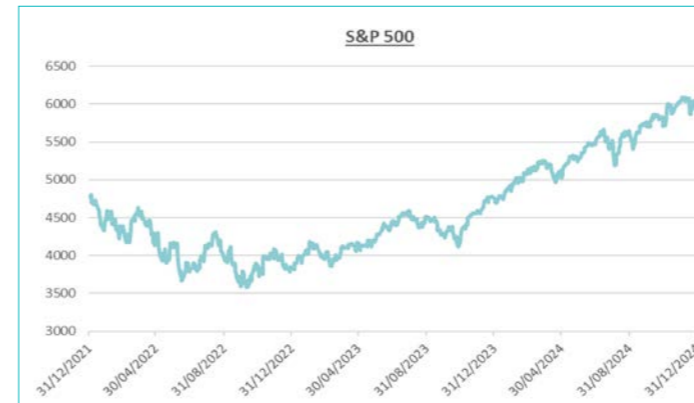
Materie Prime	Valore	Δ% 3M
\$ Crude Oil (WTI)	76.19	7.98%
\$ Crude Oil (Brent)	79.04	6.39%
Platinum (\$)	945.00	-6.44%
Gold (\$)	2735.23	0.57%
Silver (\$)	30.26	-5.82%
Copper (\$)	9043.50	-4.53%

Indici di Volatilità	Valore	Δ% 3M
MOVE	95.60	-25.86%
Cboe Volatility Index	15.59	-15.13%
VSTOXX Index	15.67	-16.89%

Tassi di Interesse	Valore	Δ 3M (bps)
Euribor 1 Month ACT/360	2.79%	-35
Euribor 3 Month ACT/360	2.68%	-42
Euribor 6 Month ACT/360	2.62%	-34
Euribor 12 Month ACT/360	2.48%	-14
CME Term SOFR 1 Month	4.30%	-44
CME Term SOFR 3 Month	4.29%	-34
CME Term SOFR 6 Month	4.25%	-21
CME Term SOFR 12 Month	4.19%	4

US Generic Govt 10 Yr	4.57%	36
GERMANY GOVT BND 10 YR DBR	2.51%	19
Italy Generic Govt 10Y Yield	3.60%	4
Switzerland Govt Bonds 10 Year	0.41%	-8

Dati Macro Generali	Valore
GDP US Chained Dollars QoQ SAA	3.10%
US CPI Urban Consumers YoY NSAI)	2.90%
Euro Area Gross Domestic Produ(%)	0.40%
Euro Area MUICP All Items YoY	2.40%



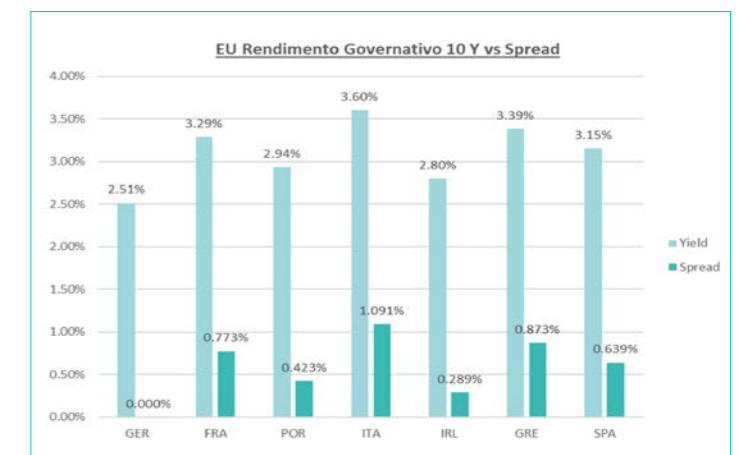
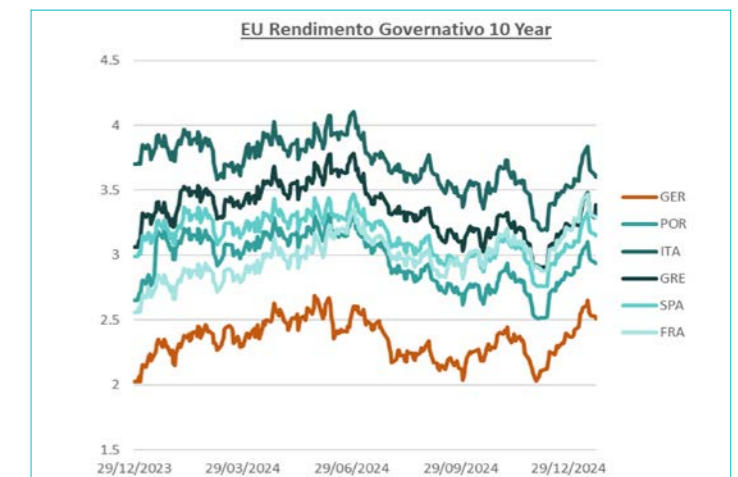
S&P 500 Migliori 5 Titoli	Δ% 3M
TESLA INC	86.65%
PALANTIR TECHNOLOGIES INC-A	66.23%
TAPESTRY INC	64.46%
UNITED AIRLINES HOLDINGS INC	46.92%
GE VERNOVA INC	44.58%

S&P 500 Peggiori 5 Titoli	Δ% 3M
CELANESE CORP	-44.29%
SUPER MICRO COMPUTER INC	-34.48%
MODERNA INC	-32.32%
AES CORP	-31.14%
ENPHASE ENERGY INC	-30.76%



EuroStoxx 50 Migliori 5 Titoli	Δ% 3M
HERMES INTERNATIONAL	23.48%
SAP SE	20.89%
AIRBUS SE	17.13%
LVMH MOET HENNESSY LOUIS VUI	14.39%
BANCO BILBAO VIZCAYA ARGENTA	14.12%

EuroStoxx 50 Peggiori 5 Titoli	Δ% 3M
ANHEUSER-BUSCH INBEV SA/NV	-22.65%
BAYER AG-REG	-18.31%
PERNOD RICARD SA	-15.48%
PROSUS NV	-9.76%
INDUSTRIA DE DISENO TEXTIL	-9.09%



Dati Macro	Inflazione	Tassi Banche Centrali
Australia	3.80%	3.80%
Belgium	3.06%	3.40%
Canada	1.60%	4.25%
China	0.40%	3.10%
Germany	1.60%	3.40%
France	1.10%	3.40%
United Kingdom	2.70%	5.00%
Italy	0.70%	3.40%
Japan	2.10%	-0.10%
United States	2.40%	5.00%
Switzerland	1.00%	1.00%